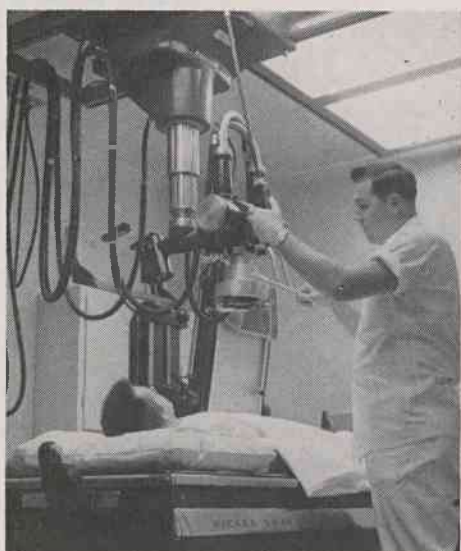




36,974 Physical Therapy Procedures




72,702 X-Ray Examinations



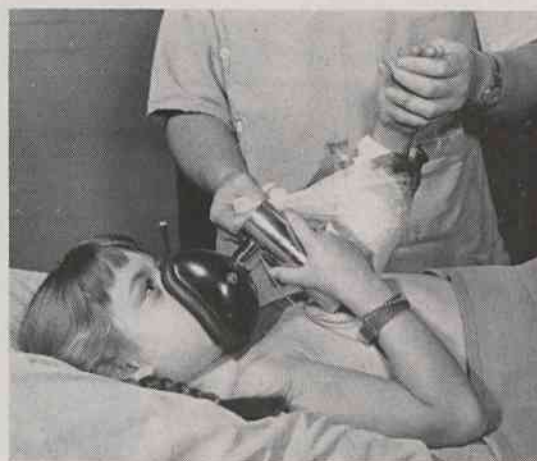
20,267 Patients Discharged

EXPENSE DISTRIBUTION



TOTAL: 6,232,781.71 100.0%

Charts by the Department of Medical Art and Illustration, Duke University Medical Center



122,815 Out-Patient and Emergency Visits

Cost of Hospital Operation per Patient per Day

Administration . . . . .	\$ 2.89
Nursing Service . . . . .	9.03
Housekeeping and Linen . . . . .	1.25
Dietary . . . . .	3.26
Laundry . . . . .	.55
Diagnostic and Treatment Service . . . . .	10.68
Plant Operation . . . . .	1.97
Depreciation . . . . .	2.74
<b>Total . . . . .</b>	<b>\$32.37</b>