






JERRY ON THE JOB.

(Copyright, 1914, International News Service.)

THROBBING HEARTS AND RED GOLD



DIRECTIONS FOR TRANSFERRING—In taking off these patterns, lay a piece of impression paper upon the material place the newspaper pattern over this and with a hard, sharp pencil draw firmly over each line. If the material is sheer it may be laid over the pattern and drawn off with pencil, as the design will show through.



MOTIF FOR YOKE. CORNER OF TABLE COVER. SCALLOP FOR SCARF END. FINGER BOWL DOLLY.
The scallops and edge of dolly should be padded and closely buttonholed. The large dots, flowers and leaves are worked solid with the small dots as eyelets and the stems in the outline stitch. The body of the butterfly is worked solid with the dots as eyelets and the straight lines in the outline stitch, the edge of the wings is buttonholed. Use mercerized cotton No. 20 for the scallop for scarf end and No. 25 for the other three patterns.

JERRY ON THE JOB.

(Copyright, 1914, International News Service.)

GUESS THIS GOBLER WASN'T A WISE ONE; OH, NO

