

# THE SUNNY SIDE OF LIFE

Clean Comics That Will Amuse Both Old and Young

### THE FEATHERHEADS

By Osborne



### Early to Bed



### WAKE UP!!!



### YOU HAVE INSOMNIA



### S'MATTER POP—Hoover Should Sign Up Pop

By C. M. PAYNE



### MESCAL IKE

By S. L. HUNTLEY



### Did Pa Miss Any Excitement?



### FINNEY OF THE FORCE

By Ted O'Loughlin



### A Lift



### POP—A Time to Be Nonchalant

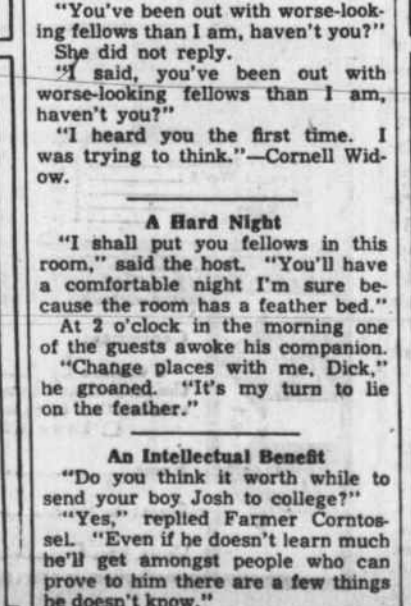
By J. MILLAR WATT



### The Curse of Progress



### Poser



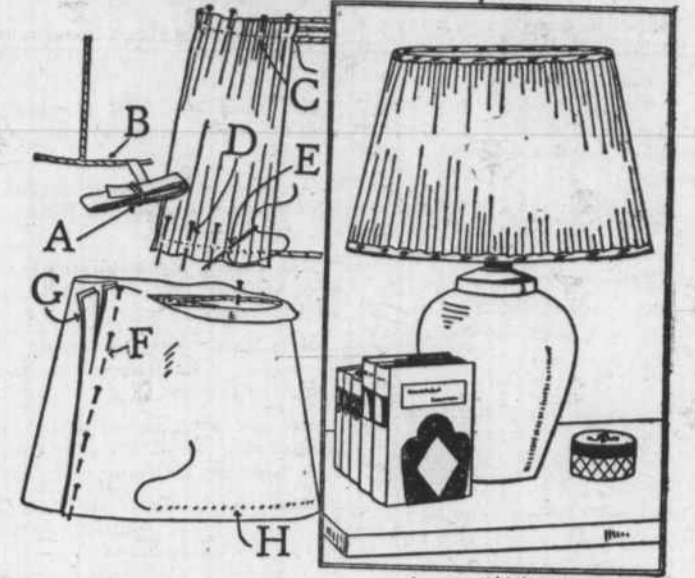
### RESPIRE

By GLUYAS WILLIAMS



# HOW TO SEW

by Ruth Wyeth Spears

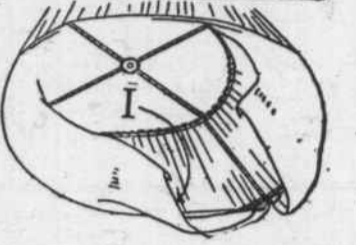


### Silk Shades Give a Soft Glow

THERE is subtlety in the light that glows through a silk shade, and many decorators are using them for the room that needs the softness of plaited folds and the mellowness obtained by placing two tones of fabric one over the other.

Two tones of China silk, one to be used for a plain lining and the other for a gathered outside covering will make an attractive shade. Before you buy the material it is best to experiment with samples one over the other trying them both in daylight and over an artificial light. You will also need a roll of silk binding tape matching the top color of the shade. This tape is to wrap the wire frame. And fancy braid either in gold, silver or a harmonizing tone of silk is used to bind the top and bottom of the shade. Use cotton thread to match the outside tone of the silk.

Slip the binding tape off the roll and wrap a rubber band around it as shown here at A. Working from the inside end of the tape wrap the frame as shown at B. The outside layer of silk is put on next. This is gathered both top and bottom and pinned to the wire covering as at C and D so that it is stretched quite tight. Joinings



in the outside covering need not be sewed but may be hidden under the folds. This material is sewed in place as at E.

Next, cut a straight strip for the lining and fit it around the outside of the frame as shown here at F. Trim the joining allowing a seam as shown at G. Sew to the frame at the bottom as at H. Trim quite close at the bottom. Turn lining to inside as at I. Slip stitch the joining. Turn in raw edges at top and whip around top of frame. Pin the binding around and then sew it with stitches buried in the mesh of the braid.

Every Homemaker should have a copy of Mrs. Spears' new book, SEWING. Forty-eight pages of step-by-step directions for making slipcovers and dressing tables; restoring and upholstering chairs, couches; making curtains for every type of room and purpose. Making lampshades, rugs, ottomans and other useful articles for the home. Readers wishing a copy should send name and address, enclosing 25 cents, to Mrs. Spears, 210 South Desplaines St., Chicago, Illinois.

### "Quotations"

We can do anything we want to do if we stick to it long enough.—Helen Keller.

Then let us laugh. It is the cheapest luxury man enjoys.—William Matthews.

Culture is the first fruit of education.—Cardinal Hayes.

This era should be the era of paradise on earth. Mankind has never had the possibilities of happiness that it has now.—Harry Elmer Barnes.

Beauty is the outward and visible sign of an inward and spiritual grace.—Katharine Cornell.

The expression of beauty is the primary purpose of art.—George Grey Barnard.

### CARDUI

In this modern time something wonderfully worth while can be done for practically every woman who suffers from functional pains of menstruation. Certain cases can be relieved by taking Cardui. Others may need a physician's treatment. Cardui has two widely demonstrated uses: (1) To ease the immediate pain and nervousness of the monthly period; and (2) to aid in building up the whole system by helping women to get more strength from their food.

### LIFE'S LIKE THAT

By Fred Neher

