





# MR. BOSS GIVES FIDO A LITTLE SCARE THIS TIME!




# MARBLE GAME



**INSTRUCTIONS**  
 To Make—Mount on card board, cut out parts, hole on black dot at top and slits on heavy dotted lines, use ruler to bend edges up on light line. Bend flanges up to separate numbers, paste rests on back at top. Insert pins in dots on board.  
 To Play—Rest marble in hole at top, give it a slight touch, player gets number marble rolls in. Each player has three rolls the first one to score even ten wins game.



# ANNA BELLE'S HALLOWE'EN PARTY



My, but we had a dandy time! Last week I purposely forgot to tell you about expecting to give a Halloween party, for I wanted to surprise you with what I hope is a very pleasant surprise. You should have seen us ducking for apples, but the funniest thing was the way we ran when Willie Simpson, dressed up in the scarry costume shown below and jumped at us when we went out to look in the old well. Jack and Harold helped me make the pumpkin lanterns for decorations, and when the candles were placed in them, they were very pretty. You can cut out the ones shown here, hold a match behind them and see how they looked. Listen friends, if you should not know just how to go about organizing an Anna Belle Sewing Society as I suggested last week, if you will let me hear from you right away I'll be glad to help you all I can. We have a dandy one and as I organized it all the girls suggested that we call ours the Anna Belle Society. Then they suggested that I write all my friends about what we were doing. Ask me any questions you wish and address your letters to me care of this paper. With best wishes, Your loving,

Anna Belle

