


BAH! DON'T THINK YOU KNOW IT ALL, MR. BOSS!





"BETTER STAY DOWN, MR. BOSS! WE'RE NOT ALLOWED UP THERE!"




"SHUCKS! THOSE OLD MENS MAKE ME TIRE! AS IF I'D TURN DOWN ALL THIS NICE CLOVER"



"CRICKITY! WHERE AM I GOING?"



"EXCUSE ME!!"



"YOU BIG BRUTE!! CAN'T A RESPECTFUL MEN SET IN PEACE WITHOUT DROPPING IN TO BOTHER ME"

ANNA BELLE IS LEARNING TO KNIT

Dear Friend:—Well, what do you think—I'm learning to knit and crochet. Isn't that fine? I'll tell you how to weave a nice little mat. If you'll look at the spool I have shown. First place four stout pins in the spool as in illustration and with the yarn make a succession of loops, letting one end of the yarn go through the hole in the spool. After a loop is around each pin pull-out end of loop as at A and place over top of pin as at B and indicated by the dotted lines. Continue doing this and as the weaving grows pull on the yarn through the center of spool and, before long you'll have a beautiful strip for a mat. If you don't just exactly understand how to do it ask mama and she'll be glad to tell you. My mama has shown me how to make lots of nice things and with her assistance I have made a muffler, socks for baby and a cap and nightgale also. Have you written me about your ANNA BELLE SEWING SOCIETY yet? Please do, for I am so anxious to get your name in my big book. Address me care of this paper. Lovingly,
Anna Belle

THIS IS A DANDY MOVING PICTURE STUNT



To begin cut out large circle containing horses and mount on cardboard, also cut out square above each horse. Place a pin through center of circle and drive pin in a long stick as shown. Now cut a small square hole in a piece of cardboard and place before a mirror. Turn the horses toward this paper, revolve it and by looking through the square above each horse you will see a horse that will run as long as you turn the circle. Cut it out now and try it.

