

**PICK YOUR POWER IN A MULTI-POWER TRACTOR**  
 shift-on-the-go at the flip of a switch

4-PLOW STRONG. MF 65 DIESELMATIC



**GET THE ONE AND ONLY FERGUSON SYSTEM**  
 most precise control of implements ever engineered

5-PLOW STRONG. MF SUPER 90



**GET MORE HORSEPOWER-HOURS PER GALLON**  
 save more with a Massey-Ferguson, diesel or gas powered

3-PLOW STRONG. MF 35 AND MF 50




**PICK YOUR POWER IN A MULTI-POWER TRACTOR**  
 shift-on-the-go at the flip of a switch

4-PLOW STRONG. MF 65 DIESELMATIC

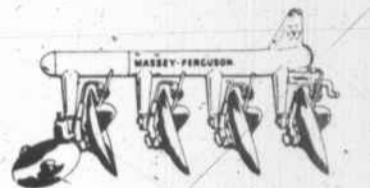


**GET  
 THE  
 MOST**


out of a  
 Multi-Power  
 Tractor  
 with matched  
 M-F Implements




**MF 74 Moldboard Plow.** Fully mounted. Easy to hitch, transport, handy in corners. Rugged truss frame built for high trash clearance. With 3, 4 or 5 bottoms... 10, 12, 14 or 16 in.



**MF 64 Disc Plow.** Mounts on 3-point hitch, with floating furrow wheel. Long-life heat-treated steel discs rotate on pressure-lubricated roller bearings sealed against dirt. Tough, tubular steel frame. 2 and 3 disc models with a 1-disc extension.



**MF 37 Unit Planter.** Mounts on M-F 3-point hitches. Sweep or runner models. You can mount 2, 4 or more self-contained planter units on rear tool bar of tractor. Space rows down to 20 in. Herbicide and insecticide attachments.



**MF 33 Grain Drift.** Plain grain and grain-fertilizer models assure high speed, accurate seeding. Single or double disc openers, both with sealed, no-greasing bearings. High-capacity grain box is low, easy to fill. 15 and 17 run sizes.

**LOUISBURG**

Tractor & Truck Co.

Bickett Blvd.

Louisburg, N.C.

GY6-3594

YOUR  
 MASSEY-FERGUSON  
 DEALER

