

USEFUL PRESENTS.

Dainty Christmas Trifle For the Woman Who Sews—Ribbon Holder.

A sewing case of cretonne is always appreciated as a gift by the woman who does her own mending. The vivid colors of the cretonne and the grace of the design make it particularly attractive as a material for this purpose. The case illustrated may easily be made at home at a very small cost.

A strip of cretonne is used for the outside of the case, and the inside is lined with silk harmonizing with the colors in the design. The sewing materials are held in place with straps of ribbon. At each end of the case are ribbons that tie it when not in use.

A most ingenious and convenient holder for the rolls of baby ribbon which are such necessary trifles in the wardrobe of the dainty woman has been devised and is so simply formed that it may be attempted by the merest amateur in sewing. When complete it resembles a very large spool of cotton, and the starting point is to cut two rounds in cardboard one each larger in diameter than the roll of baby ribbon. These are covered on both sides with anything convenient, though white linen outside and white china silk on the inside is a suggestion.

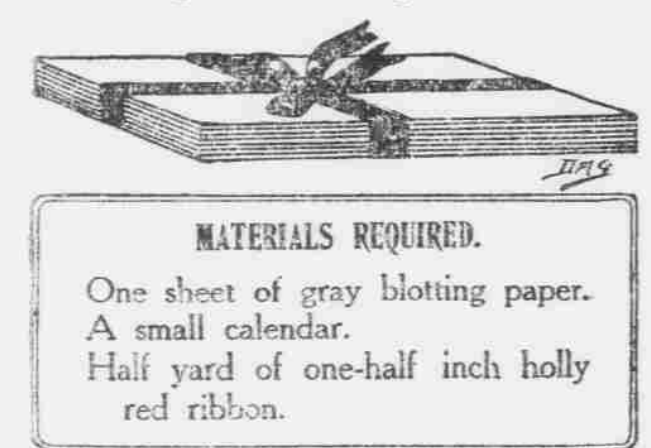
Around one end may be embroidered "A Friend in Need," on the other the initials going diagonally. Holes are pierced in the center of the cardboard and the rolls of ribbon and the ends secured under roses sewed on the cardboard where the holes are in the cotton spool, the rolls in varied hue taking the place of the cotton. The hanger also starts from these points, and through a loop on one end of the spool a tiny pair of scissors is slipped, the other end holding a bodkin in a similar loop.

SET OF BLOTTERS.
Useful Holiday Gift That May Be Made at Home.

This simple and inexpensive gift can be made with little trouble. Buy a big sheet of gray blotting paper, dark gray preferred, the tiniest calendar that you can purchase and a yard of one-half inch holly red ribbon.

Cut twelve pieces of the paper 3 by 6 inches. Then, after taking the calendar apart, paste one month on the upper left hand corner of each blotter. Put the blotters in a pile, taking care to have the months of the calendars in order, and tie them together with the ribbon in the way shown in the illustration.

If you wish, you can make an envelope of cardboard, provided it is thin enough, after the patterns of any



MATERIALS REQUIRED.
One sheet of gray blotting paper.
A small calendar.
Half yard of one-half inch holly red ribbon.

THE BLOTTERS WHEN FINISHED.

envelope in the house, and print in the upper left hand corner in gilt letters "Greeting to a Friend." Place the blotters in this, and you have a very attractive and useful present.

Waist Protectors.

One of the simplest and at the same time one of the most appreciative gifts which one can make a girl is a waist protector to slip over the closet hanger which holds her fancy waists.

It is the easiest thing in the world to make.

Take a square of figured silk, silk-line or any pretty, light material, cut a hole in the center large enough to slip easily around the collar of the waist and finish around the edges with some pretty white lace.

Rosettes of narrow satin ribbon tacked on the corners will add to the dainty effect.

Nickel Bread Trays.

Quaint and ornamental for the table are the nickel bread trays in old colonial design, showing fluted and beaded borders in highly polished finish. These trays are somewhat boat shaped and show ornamental effects in pierced work.

Appropriate Motto Cards.

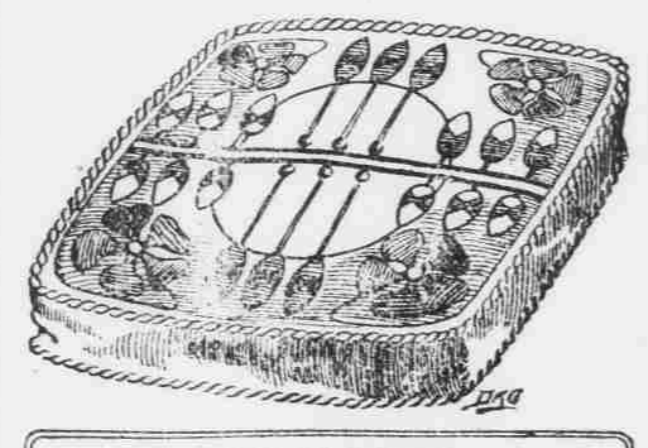
Motto cards have come into great prominence as Christmas gifts. Popular quotations illuminated with elaborate floral garnitures printed on large cards and furnished with rings by which to suspend them are 25 cents each.

A MISSION PILLOW.

Christmas Gift Design Which Carries Out Stained Glass Pattern.

So popular has become the mission style of furniture that now there is a real demand at Christmas time for sofa pillows in the same type of design.

Herewith is given a very effective design in this style that is sure to meet



MATERIALS REQUIRED.
Three-quarter yard of brown art ticking.
Two skeins of yellow embroidery silk.
Two skeins of red embroidery silk.
Two skeins of blue embroidery silk.
Two skeins of green embroidery silk.
Two yards of cord.

A MISSION PILLOW.

the hearty approval of embroiderers who desire an odd mission cushion.

It is known as the stained glass design and is worked out in the reds, blues, yellows and greens.

Two yellow petals, two blue petals and one red petal are used in the embroidering of the flower.

The buds are worked in red, with cross section in the center worked in green at the top and bottom of the pillow, and in red with the cross sections in blue at the sides. The stems and dots are worked in red.

The design is padded and then worked in the satin stitch. If desired, it may be worked in outline stitch only, but will not be nearly so effective.


If it is not desired to have colors, then the pillow may be prettily worked out in tan shades on natural colored linen, or the delft blues may be used.

A prettier design for a Christmas pillow can hardly be imagined.

AN APRON WORKBAG.

Christmas Present Idea Borrowed From the Land of the Czars.

The idea used in making this apron workbag was taken from the land of the czars, where all the women in every station of life are expert workers in embroidery. The apron illustrated is made of one yard of silk, but



MATERIALS REQUIRED.
Two yards of india linen or
Three yards of silk or pongee.
Five yards of inch wide ribbon.
Embroidery silks.

THE BAG CLOSED.

pretty cretonne is an excellent material to use. Divide the yard into three parts, two of which form the bag and the other third the apron, and mark carefully. Hem one end, then fold over at the two-thirds mark and run a tuck along this line the same depth as the hem. Be careful not to do it on the same side as the end hem, as this forms the other side of the bag, through which the ribbon is run to draw up the bag when not in use.

Hem the apron portion the same side as the tuck. Embroider the front of the bag as illustrated or work the initials of the prospective owner. Join up



THE BAG OPENED.

the sides, run a ribbon through from each end which draws the bag up, then run a ribbon through the waist part.

Becky Sharp Needlebooks.

Quaint and pretty are the Becky Sharp needlebooks, completed at so little trouble, too, that they are well worth describing. Two pieces of cardboard five inches in diameter are covered first with perfumed cotton and then with silk or satin, not necessarily alike if the contrast is good, though the effect is better if the two forming the lining match. Overhand all around the circles and cover the stitches with a fine silk cord, then connect the two by means of a bow of narrow ribbon and sew in flannel leaves pinked on their edges for holding the needles. The ties are of ribbon, and at this stage very fine lace edged dollies the size of the needlebook are sewed invisibly to the outer parts of the covers. This is a dainty addition to the workbox as well as a useful one.

Gift For Bostonians.

If she is a Boston girl or he is a Boston man, give her one of the new individual pottery bean pots with covers. They are table novelties that are pretty enough to decorate the shelf of the library or dining room.

Fruit For the Christmas Tree.

Cushion Novelties That May Be Made at Home by Dainty Fingers—Heart Shaped and Doll Pincushions.

Of all the Christmas presents that can be made at home at small expense none is more simple or has more originality than the ever welcome pincushion. Fortunately for the woman whose income is small, these decorative and useful cushions are quite easy to make at home.

A very dainty little hanging cushion is heart shaped and three or four inches long. Trace the outline of the heart on paper and cut it out for pattern.



MATERIALS REQUIRED.
Sheet of lightweight cardboard.
Odd pieces of silk.
A pretty doll.
Baby ribbon.
Pins.

HEART SHAPED CUSHION.

Then draw the heart shape for the cushion on a sheet of lightweight cardboard and cut out. Two shapes are needed, one for each side. Any odd piece of silk may be used, plain or figured. Cover the cardboard with scented cotton, then cover that with the silk. Put the doll's head between the pieces of cardboard and overhand neatly with silk. On each side of the head fasten a bow of baby ribbon by which it can hang.

The little doll is dressed in soft yellow silk and gauze wings that fasten on her back at the waist line and show



MATERIALS REQUIRED.
A half yard of yellow silk for dress.
A small doll.
String of beads.
Cotton batting.
Gauze for wings

DOLL PINCUSHION.

a little above the head. The full skirt is filled with cotton, and then a piece of cardboard cut round and three inches wide, covered to match the dress, is sewed to the bottom of the skirt.

A set of natural colored crash cushions is a most acceptable gift to the college boy or girl. They may have tops of perfectly plain linen and cords or narrow frills of a contrasting color, or each one may be embroidered, one with the college emblem, another with the recipient's initials, a third with the class colors and a fourth with a fraternity design.

Cover For Medicine Glass.

A pretty Christmas trifle utilizing scraps of fine white linen is a cover for a glass of milk or one containing medicine that has perhaps to stand some time. First a square of glass is cut the required size, then two pieces of linen a little larger than the glass, on one of which is embroidered a spray of small flowers or two or three single larger blossoms, as pansies, according to fancy. The two pieces are sewed together and bound with ribbon matching the embroidery, and into this case the glass square is slipped. This little device would as a gift bring much pleasure to a sick child or even adult.

Equally acceptable, too, will it be to those taking the milk diet.

Christmas Hints.

Corset bags of ribbon are not new, but hose with outside pockets, containing suspenders and corset laces, are a novelty.

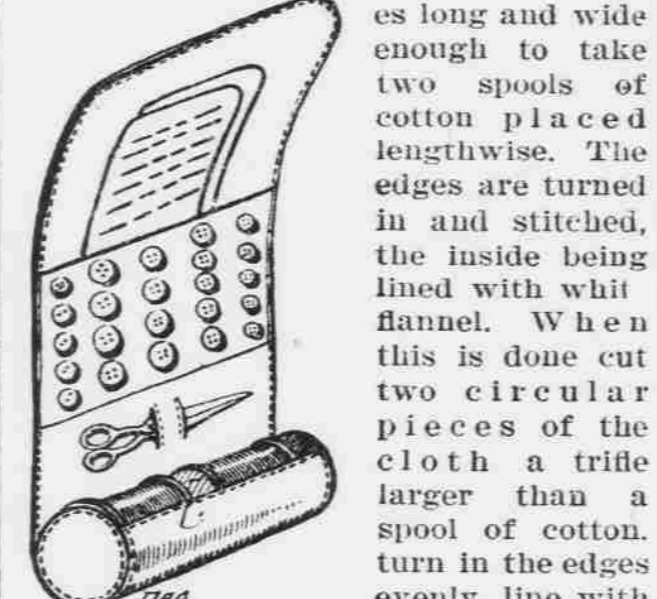
If there is a baby to be remembered, a little sack of soft cashmere is a suggestion. It could be made in nightgale style.

Ribbon corset bags made on the order of the toothbrush case minus the rubber lining would be a welcome gift when dainty sachet pouches are sewed up to the bottom.

Xmas Presents For Mere Man.

Homemade Offerings That Will Appeal to the Masculine Heart—A Bachelor's Roll—Latest Collar Box.

The average male is usually a very difficult individual to cater to in the way of Christmas presents. The designs illustrated are likely to prove acceptable, especially the bachelor's roll, to the unwedded male condemned to sew on his buttons. For its manufacture a strip of black cloth is serviceable material to use. As the picture shows, it consists of a straight strip



MATERIALS REQUIRED.
One-eighth yard of black cloth.
One-eighth yard of white flannel.
Card of white buttons.
Pair of scissors.
Piece of linen tape.
Needles.

A BACHELOR'S ROLL.

Sew the other circle on the other end to match, then make the needlecase, also of flannel. Secure a strip across the roll from one side to the other, as seen in the illustration, sew some buttons to these, then sew on a strip of narrow tape across the roll through which a pair of scissors can be slipped. Finish off the ends neatly, and the little roll is complete.

Almost any man is pleased with a collar box as a Christmas present, and one of the latest designs is illustrated. In its best form leather is the material used, but any strong fabric will answer the purpose. The box consists of a bag stiffened at the lower part and sewed to a circle of cardboard large enough to accommodate the collars. The edges of the stiffened portion are ornamented with fancy cord, while a cord run through a casing draws the bag up. The word "Collars" may be embroidered on one side or merely the initials. If made of leather the cords should be passed through slits cut at regular intervals.

A cuff case is arranged to match the collar bag, the two making a most attractive set.



MATERIALS REQUIRED.
One small skin of green leather.
Two yards of silk cord or
One yard of cretonne.
Four yards silk cord.
Embroidery silks for lettering.

THE LATEST COLLAR BOX.

tractive set. The stamped material comes in two pieces, front and back, which have ends arranged to fold over and fasten with snaps on the front. This allows the case to be opened at both ends, which is often a great convenience. The case is lined with a handsome green moire which comes with the outfit. One skein each of filo silk of the different shades is required for working.

A Stocking Novelty.

In wondering what to give a girl friend for Christmas do not forget that a pair of silk stockings always proves acceptable. Black and white are the most popular choices for a gift, as in buying colored stockings it is necessary to know the shade of the gowns and shoes that are to be worn with them. If, however, you want something a little more elaborate, there are black silk stockings with colored tops and insets on the instep to match that are new and popular with young women who are not conservative as to the dressing of their feet.

What to Give.

A little desk ornament consisting of pincushion, clip holder and paperweight all in one.

Sachets of fancy ribbon attached to elaborately constructed girdles all shirred and gathered.

Smokers' sets in the form of human skulls, consisting of cigar holder, ash receiver, match safe, etc.

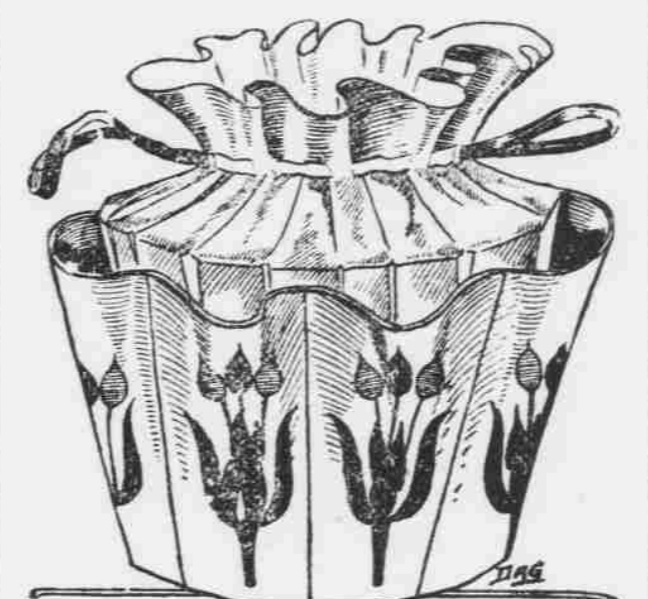
Wicker chairs made on very massive lines and finished with seats and backs of grain leather studded with heavy brass nails.

STOCKING BAG GIFT.

A Christmas Remembrance Our Grandmothers Found Very Useful.

The stocking bag, as it was called, used to be a great favorite with our grandmothers for keeping their knitting wools in; but, while they used brown holland for its manufacture, the modern bag is made in old rose linen with the embroidery done in black cotton, a color scheme which is extremely effective. For a good sized bag a yard of linen is required, the actual bag taking three-fourths of a yard and the strip for the pockets one-fourth yard.

First take the linen for the bag and make a broad hem with a place for a drawstring at the top. Then fold the



MATERIALS REQUIRED.
Six yards of rose colored linen.
Two yards of inch wide ribbon.
Embroidery silks.

A LINEN STOCKING BAG.

narrow piece for the pockets into six, creasing them with a warm iron, and embroider some simple design on each of the six divisions. When the embroidery is finished arrange the pockets on the bag, afterward firmly stitching them along the creases. Stitch up the side of the bag and then sew the bottom to a round of the linen, concealing the turnings by means of another round of linen neatly hemmed on. Drawstrings of old rose ribbon finish off a very smart and useful bag.

GIFTS FOR A MAN.

Prints of Famous Pictures Mounted on Shaving Pads.

The inexpensive prints of famous pictures may be utilized in many charming ways in homemade Christmas gifts. A token for a man which is just finished combines a shaving pad and calendar. One of the stiff gray photograph mounts is employed as a foundation. The tissue shaving leaves are clamped at the top of one side with brass paper fasteners, which not only hold them in place, but catch ribbon bows on the other side. The bows end the loop by which the card is hung. On the calendar side a copy of one of Ruissdael's Hollandish wind mill scenes covers the upper half of the card. The calendar pad is pasted below.

A neat matchbox for a bachelor's room is made by covering a square with cream colored art linen which has been appropriately embroidered in some neat design. A miniature stein can be fastened to the card by means of narrow ribbon placed at the top and bottom of the stein and tied on the back of the card. This can be purchased for 10 cents. They are decorated with sentimental quotations.

YULETIDE PRESENTS.

Pretty Lingerie Ribbon Holders For the Christmas Tree.

Now is the time to make little novelties for Christmas.

One cannot begin too soon to make these clever little gifts, for before one knows it holiday time is upon us and there is a general frantic rush at the last moment, which means injudicious buying and inappropriate gifts.

Articles which are handmade, if they are well made and practical, are appreciated more than any other small gift. Among the newest ideas in fancy work are shown innumerable lingerie ribbon holders.

One of the most attractive is in the form of three little maids from school.



MATERIALS REQUIRED.
A half yard of black velvet or velveteen.
Two yards of half inch ribbon.
Three bolts of baby ribbon.

FOR LINGERIE RIBBONS.

which is illustrated. The little maids aprons are made of black velvet or satin, and in the pockets are placed balls or spools of baby ribbon.

Traveling Toothbrush Case.

A traveling case for a toothbrush is within the powers of unskilled fingers. In making this use a piece of rubber cloth two inches wide and more than double the brush length. Form it into a long, narrow bag to be slipped into a second bag fashioned from silk or ribbon. The mouth of the second or outer bag is finished neatly, and there is a drawstring of narrow cord.

FRANKNESS



They'll be portraits your friends will know at a glance as well as admire.

J. D. Brinkley, Photographer.

Administratrix Notice.

Having qualified as administratrix of the estate of the late E. K. Howard, late of Granville county, this is to notify all persons having claims against the estate of the said deceased to exhibit them to the undersigned on or before the 6th day of November, 1909, or this notice will be plead in bar of their recovery. All persons indebted to said estate will please make immediate payment. This 6th day of November, 1908.
CARRIE E. CREWS, Adm'x. of estate of E. K. Howard, dec'd. A. A. Hicks, Atty. nov. 13.08.

Administratrix Notice.

Having qualified as administratrix of the estate of the late E. K. Howard before the Honorable Edward A. Hunt, Clerk of the Superior Court of Granville County, I hereby give notice to all persons indebted to said estate to come forward and make immediate payment of the same. This notice also applies to all persons indebted to the estate of the said E. K. Howard for taxes or for the years 1905, 1906 and 1907. Persons holding claims against the estate of the said E. K. Howard will please present them to me for payment on or before the 7th day of November, 1909 or this notice will be plead in bar of their recovery.
EMMA ALICE HAWARD, Adm'x. of estate of E. K. Howard, dec'd. A. A. Hicks, Atty. nov. 13.08.

Administratrix Notice.

Having qualified as administrator of Mrs Sarah Hall, deceased, late of Granville county, this is to notify all persons having claims against the estate of the said deceased to exhibit them to the undersigned on or before the 1st day of November, 1909, or this notice will be plead in bar of their recovery. All persons indebted to said estate will please make immediate payment. This 30th day of October, 1908.
J. G. HALL, Adm'r. oct. 30.08.

Notice of Execution Sale.

North Carolina) Jesse Jones
vs
Granville County) J. A. Forbes.
By virtue of an execution to the undersigned from the Superior Court of Granville county in the above entitled action, I will on
MONDAY, FEBRUARY 1st, 1909
at 1 o'clock p. m. at the court house door of said county sell to the highest bidder for cash to satisfy said execution all the right, title, and interest which the said J. A. Forbes has in the following described real estate, to-wit: A certain lot or parcel of land adjoining the lands of B. G. Rogers, S. C. Lyon and D. & N. R. South of Creedmore, being the lot conveyed by B. G. Rogers to J. A. Forbes upon which has been erected a house for shop, shed over planing mill and engine and boiler, which said lot contains about 4 acres.
The foregoing execution being founded upon judgment for laborer's lien for work on the buildings heretofore described.
S. M. WHEELER, Sheriff.
Dec 18th, 4.

Notice of Administration.

Having been duly qualified as administrator of the estate of the late Joseph A. Webb, I hereby give notice to all persons holding claims against said estate to present them to me on or before the 2nd day of November, 1909 or this notice will be plead in bar of their recovery. And all persons in any way indebted to said estate will please make immediate payment to me.
JOHN WEBB, Adm'r of Jos. A. Webb, dec'd. Graham & Devin Attys. nov. 6. 08. pd.

Sale of Land.

By virtue of power conferred upon me by a Trust-Deed executed by W. J. Overly and L. Amanda Overly and which is duly registered in the office of the Register of Deeds for Granville county, in Book 71 on pages 175-6-7, and at request of the holder of the debt therein secured, I shall on

MONDAY, JANUARY 11th, 1909,

sell at public auction to the highest bidder for cash at the court house door in Oxford, N. C. the following property to-wit: One certain tract of land in Sassafras Fork township described as follows:

Bounded on the east by the lands of Anderson Morrow, on the South by the lands of W. P. Hays on the west by the lands of Dick Hicks and on the North by the public road leading to Bullock station containing fifty-two acres. This Dec 5th, 1908.
E. O. TAYLOR, Trustee.

Time Of Lodge Meetings.

Oxford Lodge No. 103, I. O. O. F. Tuesday night.
Granville Camp No. 49 1st and 3rd Friday nights.
Junior O. U. A. M. 2nd and 4th Friday night.
Masonic Lodge A. F. & A. M. 1st Monday night.
W. O. W. No. 17 Thursday night.