


For A Fantastic View...

Spring On Top Of Ole Kings Mountain

How about a family hike during the first holiday period of 1972? A great activity for a fine afternoon. It's not too time consuming. Allow 10 minutes for driving to the foot of the mountain (see diagram), another 20 minutes will bring you to the summit. The fantastic view of the surrounding countryside is well worth all the effort of the climb. Wear suitable clothing--the wind can be chilly at the top! Comfortable shoes are a must. Take band-aids along in case blisters develop! And remember to carry back with you not only the memories of an invigorating experience, but every scrap of trash that might otherwise litter a beautiful place.



"On a clear day you can see forever."




Granite rocks and a gnarled pine tree are a photographer's delight.

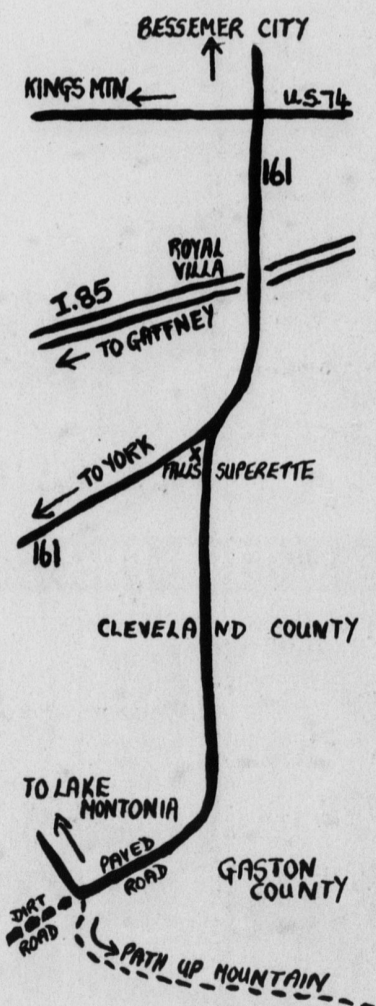
Text by
Sylvia Holmes...
Photos by
Rodney Dodson
and
Sylvia Holmes



The climb is not as arduous as it appears. Most of the way is a gentle uphill walk with the last hundred yards being a little steeper as one approaches the summit.



The path is easy to see and its impossible to lose the way although occasional obstacles may be encountered such as this wet area which Rodney easily negotiates.



Mangled limbs and knots of a fallen tree make an interesting design.